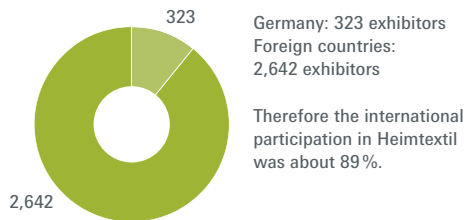


## Exhibitor and visitor statistics for Heimtextil 10–13. 1. 2017

### Exhibitor figures

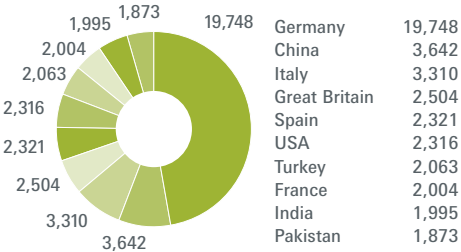
2,965 exhibitors from 67 countries



### Visitor figures

Around 69,000 visitors from 141 countries

#### Top 10 visiting countries

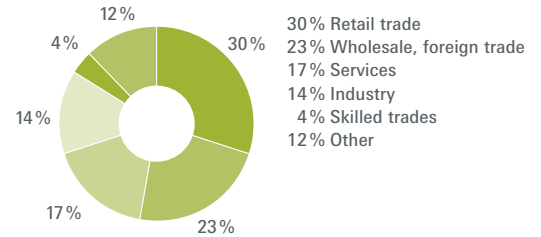


### Visitors' interests in product groups\*

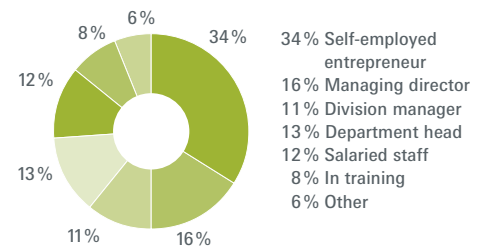
	%
Bed linen, bedspreads	34
Decorative fabrics, curtains	30
Textile home accessories, cushions	25
Bathroom textiles	22
Wallpapers, wall coverings	20
Table and kitchen linen	20
Furniture fabrics, furniture leather upholstery	17
Bedspreads, plaids	17
Bedding/fillings, mattresses, bed systems	16
Carpets, floor coverings	15
Yarns, fibres	14
Design studios	13
Sun protection	13
Digital print technology	12
Contract textiles	9
Home technology, special tools	5
Non-textile home accessories	3
Trend Area "Theme Park" (Trends 2017/2018)	16

\*Several answers possible

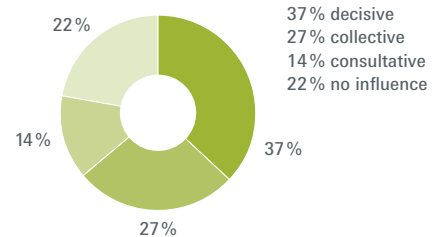
### Visitors per business sector



### Occupational position of trade visitors



### Influence on purchasing/procurement decisions



### Satisfaction with the attainment of trade fair visit objectives

