

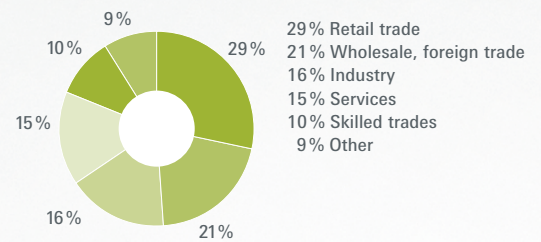
## Exhibitor and visitor statistics for Heimtextil 8. – 11. 1. 2019

### Exhibitor figures

3,016 exhibitors from 65 countries



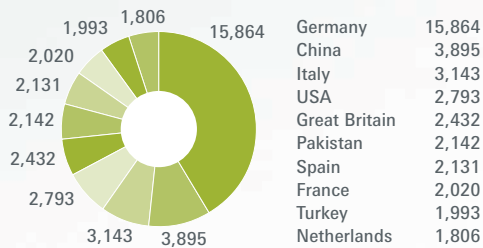
### Visitors per business sector



### Visitor figures

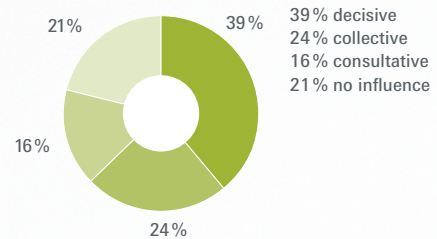
67,216 visitors\* from 156 countries

#### Top 10 visiting countries



\*incl. visitors to Heimtextil Preview

### Influence on purchasing/procurement decisions



### Visitors' interest in product offer\*\*

	%
Decorative fabrics, curtains	39
Textile home accessories, cushions	33
Bed linen	32
Furniture fabrics, furniture leather	23
Wallpapers, wall coverings	22
Bathroom textiles	22
Trend Show Heimtextil (Trends 2019/2020)	20
Table and kitchen linen	18
Yarns, fibres	17
Carpets, flooring	16
Bedding/fillings, mattresses, bedding systems	16
Bedcovers, plaids	15
Contract textiles (Interior.Architecture.Hospitality)	14
Design studios, style bureaus	14
Digital print technology	14
Sun-protection systems	12
Tools and machinery for textile processing	10
Textiles and accessories for pets	7

\*\*Several answers possible

### Satisfaction with the attainment of trade fair visit objectives

