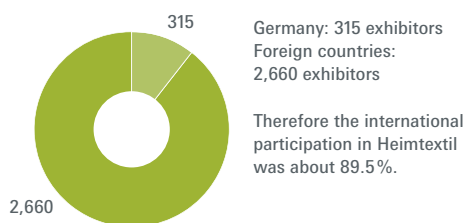


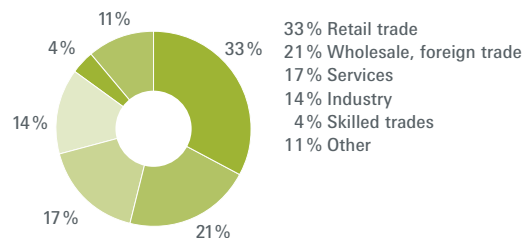
Exhibitor and visitor statistics for Heimtextil 9. – 12. 1. 2018

Exhibitor figures

2,975 exhibitors from 64 countries



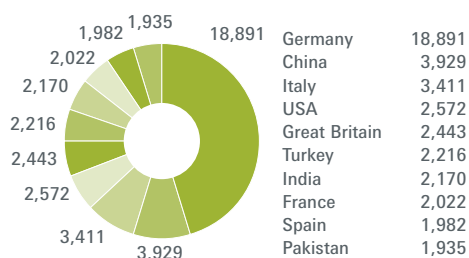
Visitors per business sector



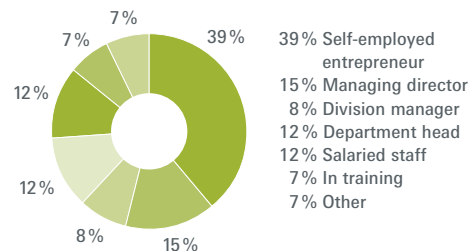
Visitor figures

Around 70,000 visitors from 135 countries

Top 10 visiting countries



Occupational position of trade visitors

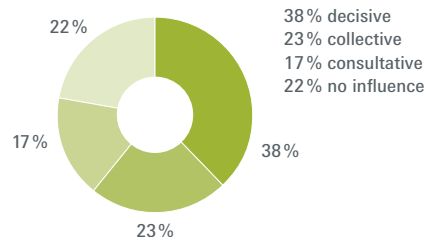


Visitors' interests in product groups*

| | % |
|---|----|
| Decorative fabrics, curtains | 37 |
| Bed linen | 34 |
| Textile home accessories, cushions | 33 |
| Bathroom textiles | 23 |
| Wallpapers, wall coverings | 23 |
| Furniture fabrics, furniture leather upholstery | 23 |
| Trend Show (Trends 2018/2019) | 20 |
| Bedspreads, plaids | 19 |
| Table and kitchen linen | 19 |
| Bedding/fillings, mattresses, bed systems | 18 |
| Carpets, floor coverings | 16 |
| Yarns, fibres | 15 |
| Design studios, style agencies | 13 |
| Digital print technology | 12 |
| Privacy screens/sun protection | 11 |
| Contract textiles | 9 |
| Textiles and accessories for pets | 7 |
| Home technology, special tools | 5 |
| Non-textile home accessories | 4 |

*Several answers possible

Influence on purchasing/procurement decisions



Satisfaction with the attainment of trade fair visit objectives

