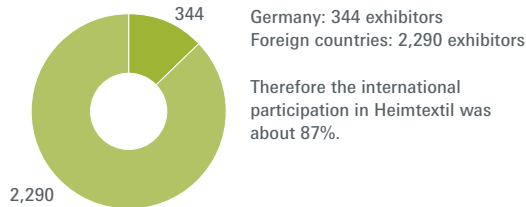


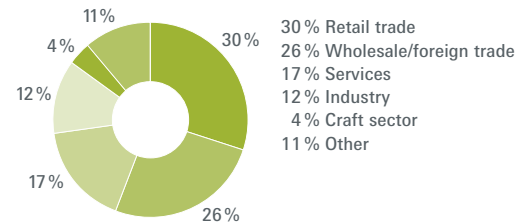
Exhibitor and visitor statistics for Heimtextil 11–14. 1. 2012

Exhibitor figures

2,634 exhibitors from 61 countries



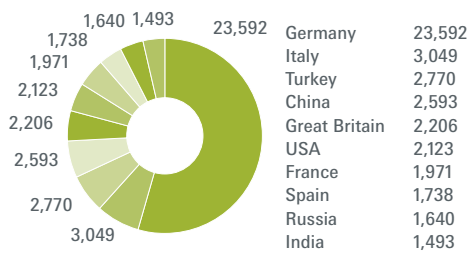
Visitors by economic sector



Visitor figures

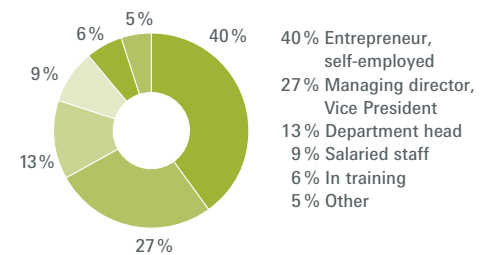
About 70,000 visitors from 132 countries

Top 10 visiting countries



Visitors' decision-making powers

Occupational position of the visitors



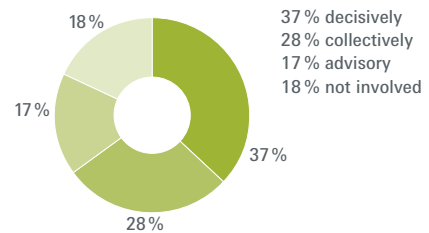
Visitors' interests in product groups*

	%
Decorative fabrics, curtains, accessories	36
Bed linen	31
Wallpapers, wall coverings, accessories	25
Bathroom textiles	23
Furniture fabrics, furniture leather upholstery	22
Home accessories, cushions	20
Bedspreads, blankets, plaids	19
Carpets, floor coverings	19
Table and kitchen linen, table decorations	19
Bedding/fillings, mattresses, bed systems	18
Sun protection systems	16
Design studios	15
Yarns, fibres	13
Contract textiles	13
Home technology, special tools	7
CAD/CAM	3

Trendforum – trends for living 2012/13 11

*Multiple nominations possible

Influence on purchasing/procurement decisions



Satisfaction with the fulfilment of visitors' expectations

